



National Marine Manufacturers Association

nmma.org

ECONOMIC SIGNIFICANCE OF RECREATIONAL BOATING IN FLORIDA

CONGRESSIONAL DISTRICT 12

Number of Recreational Boats*	32,888
Recreational Boating Industry Businesses	146
Total Jobs	2,830
Annual Recreational Boating-Related Spending	\$150.6 MILLION



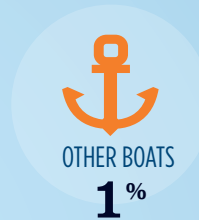

TOTAL ANNUAL ECONOMIC IMPACT OF RECREATIONAL BOATING:

\$356.4 MILLION

RECREATIONAL BOATS IN FL-12

TOTAL BOATS* ▶ **32,888**

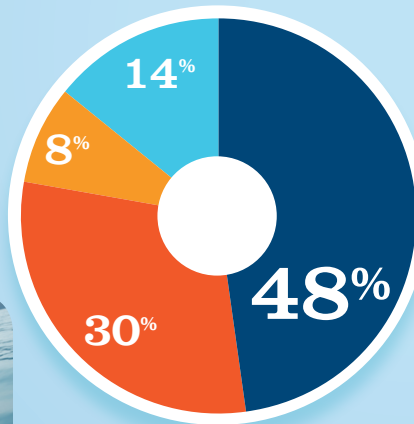
REGISTERED BOATS	32,888
Power boats	27,005
PWCs	4,717
Sailboats	757
Other Boats	409
HOUSEHOLDS PER BOAT	8.7



* Total boats are registered boats as reported by states to the USCG.

RECREATIONAL BOATING CREATES JOBS IN FL-12

TOTAL BOATING JOBS	▶ 679
Boat Building	95
Motor / Engine Mfg.	-
Accessory / Supplies Mfg.	56
Dealers / Wholesalers	204
Boat Services	324

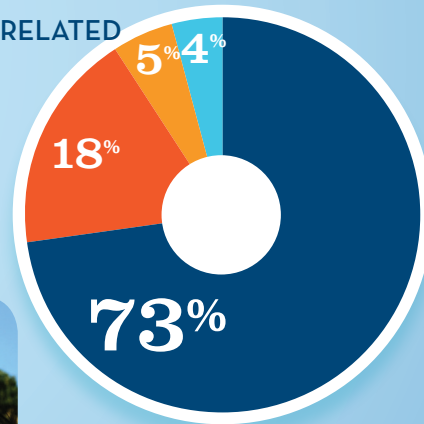


● BOAT BUILDING
 ● DLRS/WHOLESALERS
 ● MOTOR/ENG. MFG. †
 ● BOAT SERVICES
 ● ACC./SUPPLIES MFG. † 0%



RECREATIONAL BOATING-RELATED BUSINESSES IN FL-12

TOTAL BUSINESSES	▶ 146
Boat Building	6
Motor / Engine Mfg.	-
Accessory / Supplies Mfg.	8
Dealers / Wholesalers	26
Boat Services	106

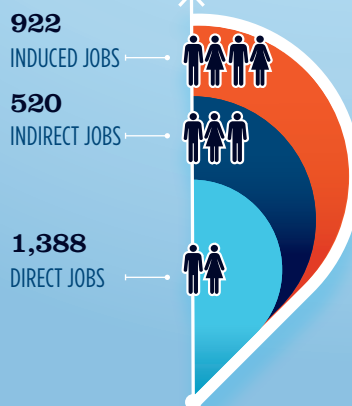


● BOAT BUILDING
 ● DLRS/WHOLESALERS
 ● MOTOR/ENG. MFG. †
 ● BOAT SERVICES
 ● ACC./SUPPLIES MFG. † 0%



ESTIMATED JOBS IMPACT OF RECREATIONAL BOATING-RELATED SPENDING IN FL-12

EST. TOTAL JOBS	▶ 2,830
EST. TOTAL LABOR INCOME	▶ \$117.1 MILLIONS
Est. Direct Income	\$47.8
Est. Indirect Income	\$29.0
Est. Induced Income	\$40.3



RECREATIONAL BOATING INDUSTRY SALES IN FL-12

Boat Building	\$14.3	\$14.3 MILLION
Motor / Engine Mfg.	\$0.0	\$0.0 MILLION
Accessory / Supplies Mfg.	\$14.4	\$14.4 MILLION
TOTAL MFG. SALES	▶ \$28.7	
Dealers / Wholesalers	\$100.2	\$100.2 MILLION
Boat Services	\$82.6	\$82.6 MILLION
TOTAL RETAIL & SERVICES SALES	▶ \$182.8	

● BOAT BUILDING
 ● DLRS/WHOLESALERS
 ● MOTOR/ENG. MFG.
 ● BOAT SERVICES
 ● ACC./SUPPLIES MFG.

Source: NMMMA's Center of Knowledge; Recreational Marine Research Center at Michigan State University